

ECLIPSE SOFT WRITING TABLET CHAIR Design Angelo Pinaffo




Family of chairs created to celebrate the 50th anniversary of the moon landing. A continuous line, curved like the elliptical orbits of the spherical planets, generates a clean and essential seat, which conveys lightness. Eclipse, with a vintage appeal, is a chair with a good balance between comfort and aesthetics. Epoxy-coated or chromed-plated metal frame. Fiberglass-reinforced polypropylene monocoque with anti-UV treatment, even in the flame retardant version.


ACCESSORIES




Black painted metal trolley, complete of castors



Brown single felt mm12x30x4 for laKendò and Eclipse four legged frame glide



Black plastic UV-resistant 360 KLangley spacer for stacking Eclipse chairs

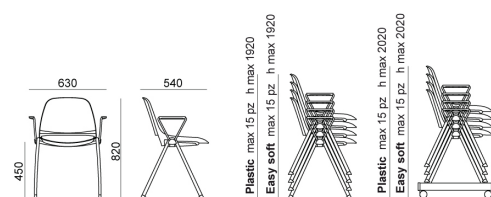


Black painted metal male and female linking device for Eclipse with arms

DIMENSIONS

ECLIPSE PLASTIC | EASY SOFT | WIRE | WOOD . Design Angelo Pinaffo

DIEMMEBI®



SEDIA CON BRACCIOLI | CHAIR WITH ARMS