

laMIA METAL BENCH Design Angelo Pinaffo



Family of chairs with epoxy-coated or chrome-plated metal frame. Seat and back made of anti-UV treated injection moulded polypropylene. Also available in the flame retardant and biodegradable version upon request. Upholstery can be added to the plastic seat and back or just to the seat. Wood and metal complete the range. Wide range of accessories available. Ideal for all public spaces that are intensively used.

ACCESSORIES



Chrome plated leg for bench in steel tube Ø40



Aluminium painted leg for bench in steel tube Ø40



Black painted leg for bench in steel tube Ø40



Chrome plated leg for bench 80x40 H320



Aluminium painted leg for bench 80x40 H320




Black painted leg for bench 80x40 H320




Omega for beam 80x40 aluminium painted, complete with screws




Aluminium painted beam for bench 80x40 L 1030



Black painted beam for bench 80x40 L 1030




Aluminium painted beam for bench 80x40 L 1130



Black painted beam for bench 80x40 L 1130




Aluminium painted beam for bench 80x40 L 1550




Black painted beam for bench 80x40 L 1550




Aluminium painted beam for bench 80x40 L 1750



Black painted beam for bench 80x40 L 1750




Aluminium painted beam for bench 80x40 L 2070




Black painted beam for bench 80x40 L 2070




Aluminium painted beam for bench 80x40 L 2370




Black painted beam for bench 80x40 L 2370




Aluminium painted beam for bench 80x40 L 2590



Black painted beam for bench 80x40 L 2590



Aluminium painted beam for bench 80x40 L 2990

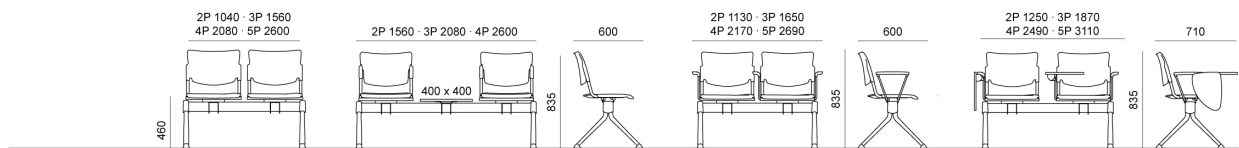


Black painted beam for bench 80x40 L 2990

DIMENSIONS

laMIA PLASTIC | EASY SOFT | SOFT | WOOD | METAL . Design Angelo Pinaffo

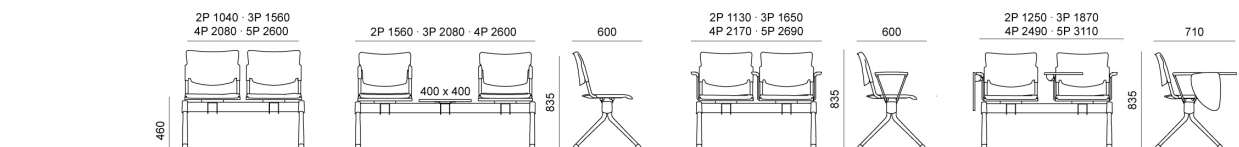
DIEMMEBI®



PANCA | BENCH

laMIA PLASTIC | EASY SOFT | SOFT | WOOD | METAL . Design Angelo Pinaffo

DIEMMEBI®



PANCA | BENCH